

Name _____

Area and Volume Classwork Packet

Date _____

Class _____

Directions: Carefully read and follow the directions below for each page in the packet. This classwork packet is due Friday, February 5th.

Assignment 1:

- Draw the base of each compound figure on the attached graph paper. Be sure to label each picture with the correct question number.
- Calculate the area of the base by counting the number of square units of each compound figure.
- Calculate the volume of each compound figure by multiplying the area of the base by the height.

Assignment 2:

- Draw the base of each compound figure on the attached graph paper. ***If only the area of the base is given then create a rectangular base that equals the given area.*** Be sure to label each picture with the correct question number.
- Record the length and width of the base and its area inside of the diagram on the graph paper.

Assignment 3:

- Calculate the area of the base. Remember: the base is the side that the prism is sitting on!
- Calculate the volume based on the area.

Assignment 4:

- Calculate the volume of each rectangular prism.

Assignment 5:

- Draw the base of each compound figure on the attached graph paper. ***Use the shaded side as the base!*** Be sure to label each picture with the correct question number.
- Calculate the area of the base by counting the number of square units of each compound figure.
- Calculate the volume of each compound figure by multiplying the area of the base by the height.

1950

1951

1952

1953

1954

1955

1956

Follow directions below!

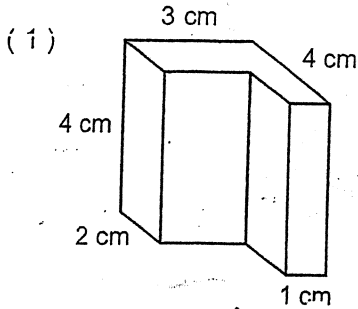
Calculating Volume

Name: _____ Date: _____

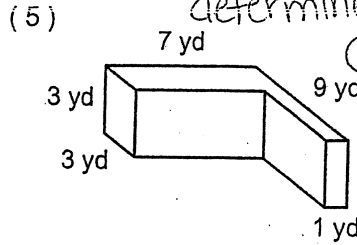
Calculate the volume of each solid.

① Draw the base on graph paper provided
② Count the units inside the figure to determine the area.

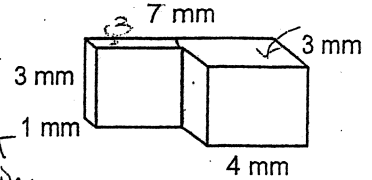
③ Mult. the Area by the height to determine Volume.



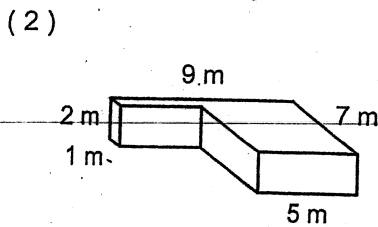
Volume: $A = \underline{\hspace{2cm}} \text{ cm}^2$
 $V = \underline{\hspace{2cm}} \text{ cm}^3$



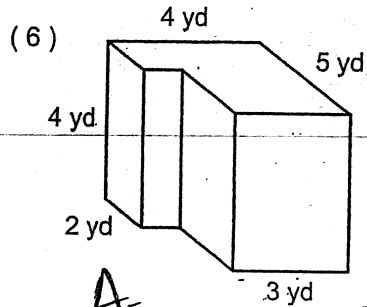
$A = \underline{\hspace{2cm}}$
Volume: $\underline{\hspace{2cm}}$



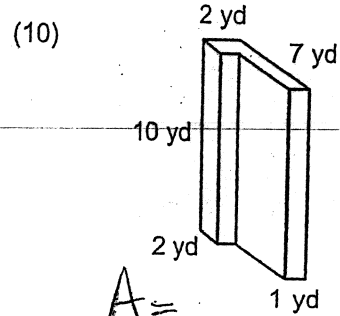
$A = \underline{\hspace{2cm}}$
Volume: $\underline{\hspace{2cm}}$



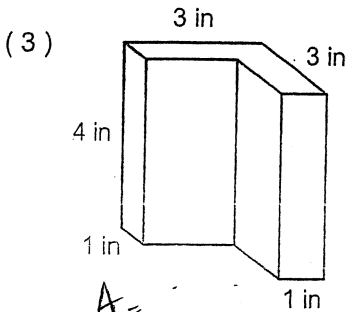
$A = \underline{\hspace{2cm}} \text{ m}^2$
Volume: $\underline{\hspace{2cm}} \text{ m}^3$



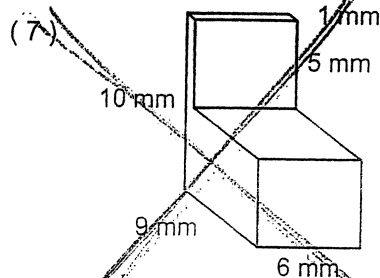
$A = \underline{\hspace{2cm}}$
Volume: $\underline{\hspace{2cm}}$



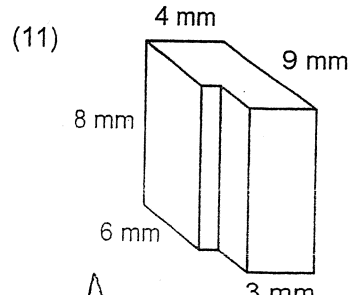
$A = \underline{\hspace{2cm}}$
Volume: $\underline{\hspace{2cm}}$



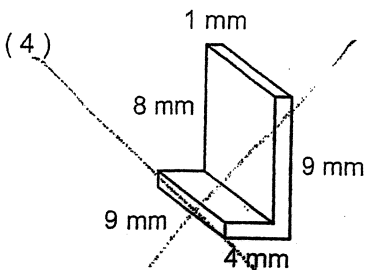
$A = \underline{\hspace{2cm}}$
Volume: $\underline{\hspace{2cm}}$



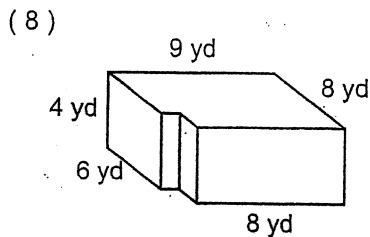
~~Volume: $\underline{\hspace{2cm}}$~~



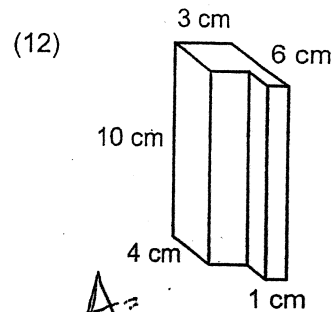
$A = \underline{\hspace{2cm}}$
Volume: $\underline{\hspace{2cm}}$



~~Volume: $\underline{\hspace{2cm}}$~~



$A = \underline{\hspace{2cm}}$
Volume: $\underline{\hspace{2cm}}$






$A = \underline{\hspace{2cm}}$
Volume: $\underline{\hspace{2cm}}$

Calculate the volume of each solid.

1. A rectangular prism with length 10 cm, width 5 cm, and height 3 cm.

2. A cylinder with radius 4 cm and height 6 cm.

Calculate the volume of each solid.




Answer


Unit

Unit

1-CENTIMETER GRID PAPER

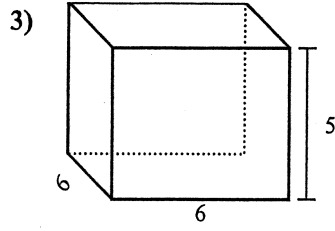
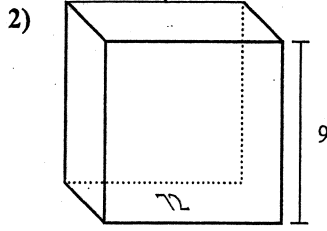
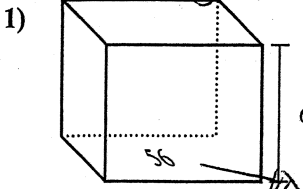


1-CENTIMETER GRID PAPER

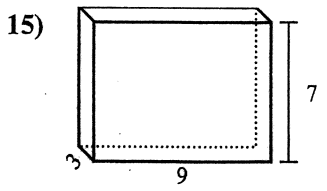
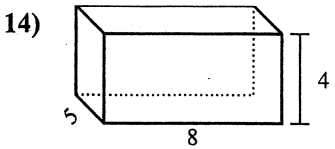
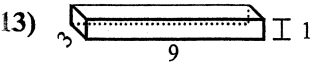
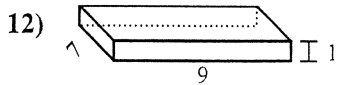
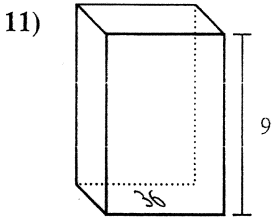
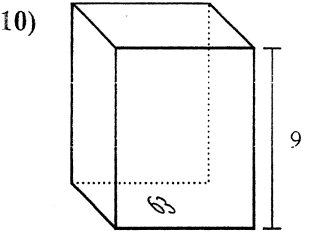
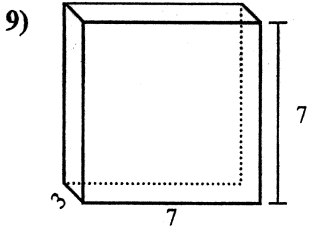
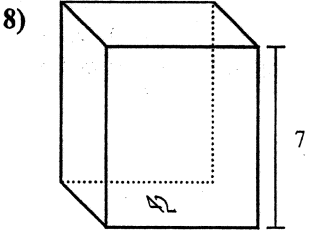
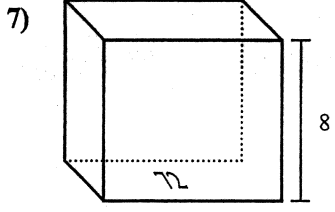
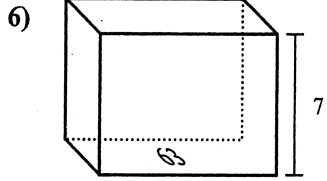
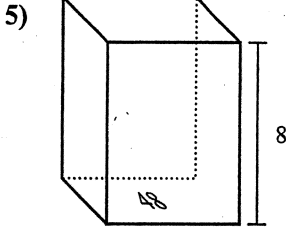
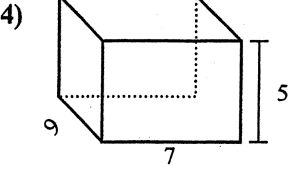


Find the volume of each rectangular prism. Remember $V = BH$ and $V = L \times W \times H$

On attached graph paper draw a possible base.



Example $7 \times 8 = 56$
(Draw diagram on graph paper)



Answers


1. $V = 336$ units³ (56 x 6)
2. $V =$ _____
3. $V =$ _____
4. $V =$ _____
5. $V =$ _____
6. $V =$ _____
7. $V =$ _____
8. $V =$ _____
9. $V =$ _____
10. $V =$ _____
11. $V =$ _____
12. $V =$ _____
13. $V =$ _____
14. $V =$ _____
15. $V =$ _____

Assignment 2


Handwritten text at the top of the page, possibly a title or header.




Handwritten notes on the right side of the page, including the word "PROJECTIONS" and other illegible text.



1-CENTIMETER GRID PAPER



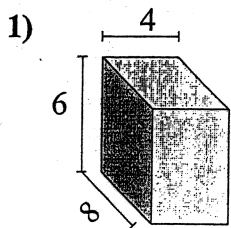
1-CENTIMETER GRID PAPER



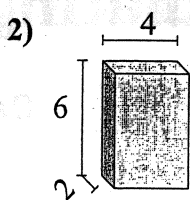


Find the volume of each of the rectangular prisms. Measured in cm (not to scale).

Answers



Area of base = _____
Volume = _____

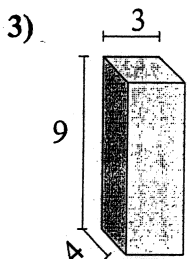


Area of base = _____
Volume = _____

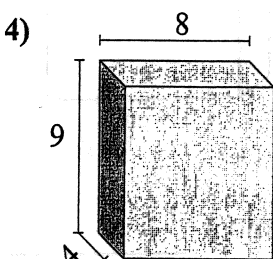
1. _____

2. _____

3. _____



Area of base = _____
Volume = _____



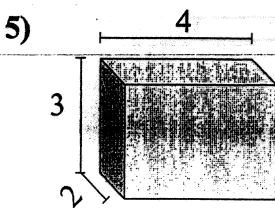
Area of base = _____
Volume = _____

4. _____

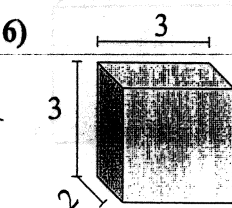
5. _____

6. _____

7. _____



Area of base = _____
Volume = _____

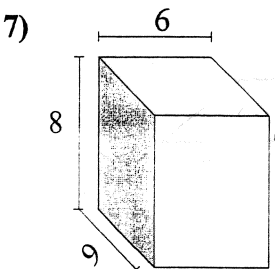


Area of base = _____
Volume = _____

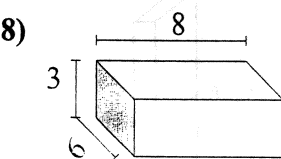
8. _____

9. _____

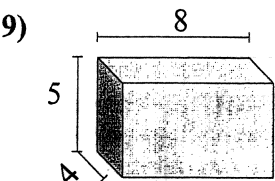
10. _____



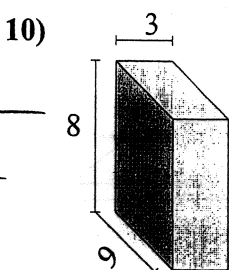
Area of base = _____
Volume = _____



Area of base = _____
Volume = _____



Area of base = _____
Volume = _____



Area of base = _____
Volume = _____

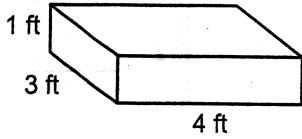
Assignment 3

Calculating Volume

Name: _____ Date: _____

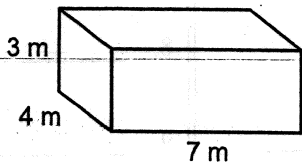
Calculate the volume of each solid.

(1)



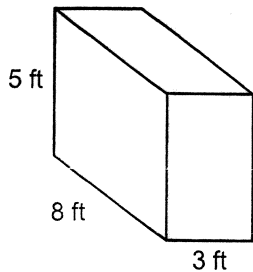
Volume: _____

(2)



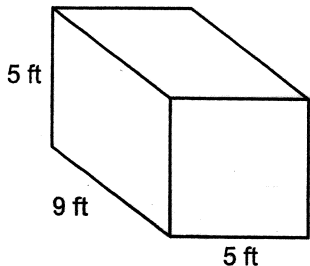
Volume: _____

(3)



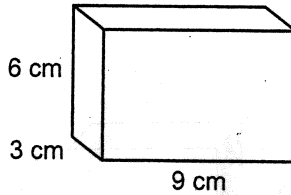
Volume: _____

(4)



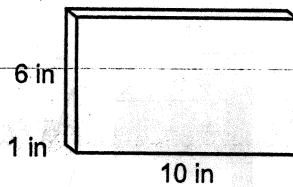
Volume: _____

(5)




Volume: _____

(6)



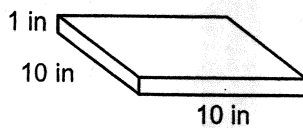
Volume: _____

(7)



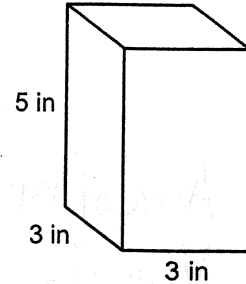
Volume: _____

(8)



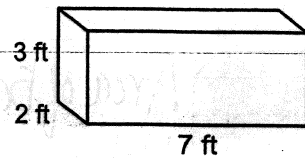
Volume: _____

(9)



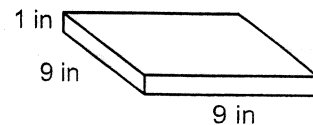
Volume: _____

(10)



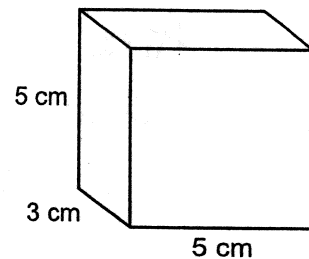
Volume: _____

(11)



Volume: _____

(12)

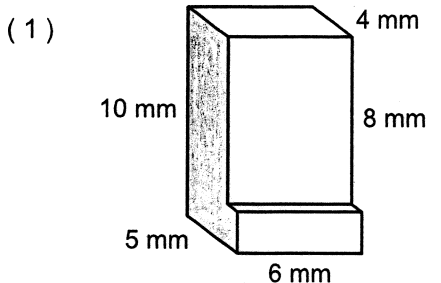


Volume: _____

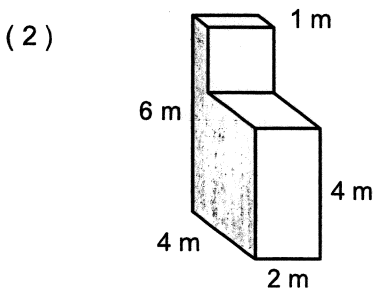
Calculating Volume

Name: _____ Date: _____

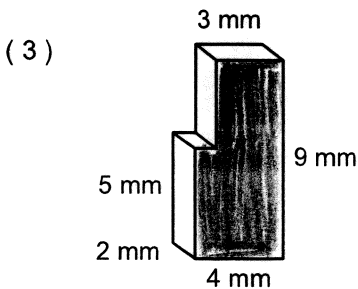
Calculate the volume of each solid. *(break into 2 rectangular prisms.)*
Find individual volume and add together.



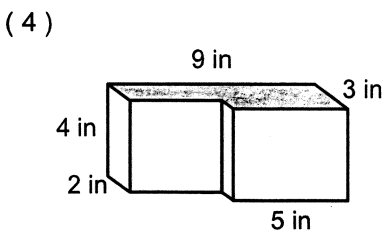
Volume: _____



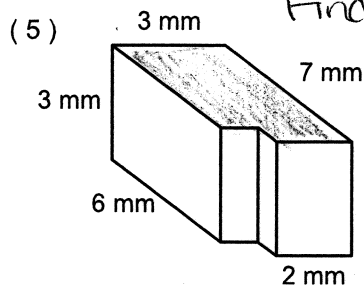
Volume: _____



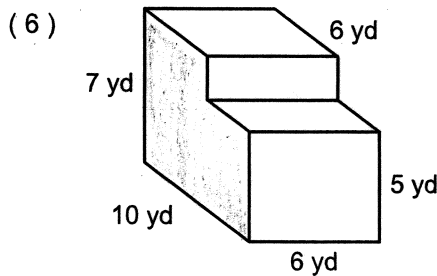
Volume: _____



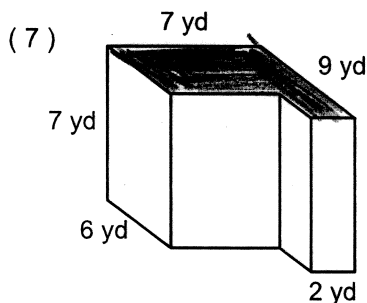
Volume: _____



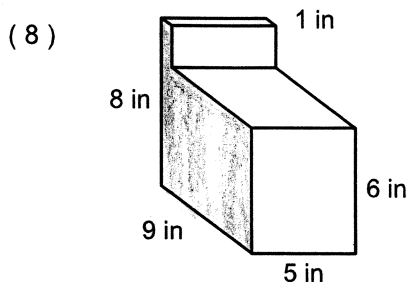
Volume: _____



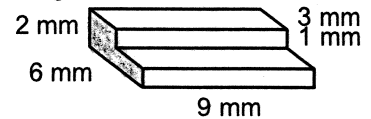
Volume: _____



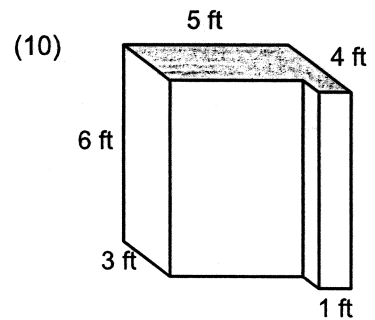
Volume: _____



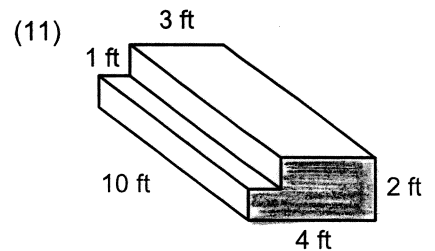
Volume: _____



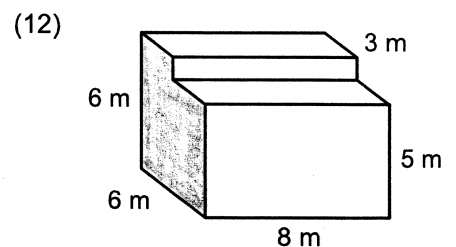
Volume: _____



Volume: _____




Volume: _____



Volume: _____

1-CENTIMETER GRID PAPER



1-CENTIMETER GRID PAPER

